


ECLIPSE 2.0

A brilliant light state



EP340-0000-005-ONE

BLACK OPS

EP342-0000-329-ONE

MIDNIGHT CAMO

Master precision welding with the new **Eclipse 2.0**
Light State and True Colour Technology

ECLIPSE 2.0 Super Bright Vision

Enables to see molten pool clearly

In light state, light transmittance light is up to 31% (shade 2). From now on you can observe surrounding working environment clearly and start grinding under super light condition without flipping up the welding helmet. After welding, the welding seam can also be clearly observed, welding quality and status can be judged and significantly improved.

2.0

LIGHT STATE

Light transmittance 31%

4.0

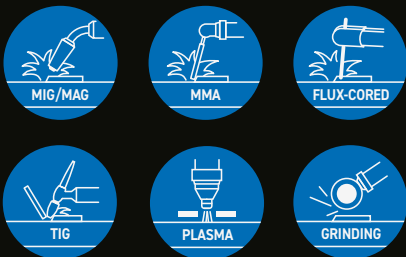
LIGHT STATE

Light transmittance 5%

5-in-1

Suitable for different processes

Multi-mode design, suitable for welding, cutting and grinding. Quick switch by pressing a button. Under welding state, it can be adjusted to Arc Spot mode for quick welding; also can be adjusted to Holo-dark mode for environments where welding arcs are not easy to detect.

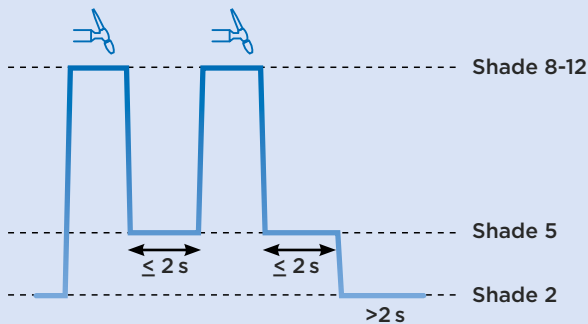


Easy Tack

The normal welding mode quickly switches between light state and dark state, which may cause eye fatigue. This mode improves welding comfort and transitioning between light state and dark state in shade 5.



Tack Mode



Dark Mode

Second generation of upgraded auto darkening filter. Adjustable Holo-dark shade added.

Avoid situations where it is difficult to capture arc light in narrow environments. Completely fearless of space restrictions, providing safe eye protection.



Dark Mode



Dark Shade
Shade 8-12 adjustable



Wire feed in argon arc welding, observe molten pool in gap.



Narrow space.



Position is bad or obscured.



Technical Data

Optical Class	1/1/1/2
Viewing Area	96 x 46.5mm (3.78" x 1.83")
Cartridge Size	110 x 90 x 9mm (4.33" x 3.54" x 0.35")
Arc Sensor	4
Light State / Grind State	DIN 2
Cutting Shade	Shade No. from 4 to 8
Welding Shade	Shade No. from 8 to 12
Shade Control	Internal, LED and Button Control
Power Supply	Solar cell. Battery replaceable, 1 x CR 2450 lithium battery
Switching Time	1/25,000 s. from Light to Dark
Delay (Dark to Light)	0.05 - 1.0 s, LED and Button Control
Low Amperage TIG Rated	2.5 amps (DC); 2.5 amps (AC)
Arc Spot Mode	Internal, LED and Button Control
Holo-dark Mode	Internal, LED and Button Control
Operating Temp.	-10°C ~ +55°C (14 F ~ 131 F)
Storing Temp.	-20°C ~ +10°C (-4 F ~ 158 F)
Helmet Material	High Impact Resistance Nylon
Total Weight	450g
Approved	CE, ANSI Z87.1, Z94.3, AS/NZS 1338.1

Ordering Information

Description	Part Number
A. Eclipse Helmet Shell (Black Ops)	EP343-0000-005-ONE
A. Eclipse Helmet Shell (Midnight Camo)	EP344-0000-329-ONE
B. Eclipse Helmet Rubber Gasket	AC565-0000-041-ONE
C. Eclipse Helmet Front Cover Lens (116 x 94.5) 5pc	EP345-0000-005-ONE
D. Eclipse 2.0 Auto-Darkening Filter	EP347-0000-005-ONE
E. Eclipse 2.0 Inside Cover Lens (98.2 x 51.8)	EP349-0000-041-ONE
F. Eclipse ADF Lock Mechanism	AC606-0000-005-ONE
G. Eclipse ADF Cradle	AC607-0000-005-ONE
H. Eclipse Headgear Assembly (Including Sweatband)	AC608-0000-005-ONE
H1. Eclipse Sweatband 2pc	AC609-0000-005-ONE

